



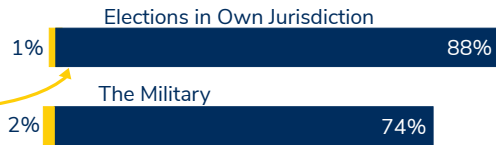
# Michigan Public Policy Survey

## Local Government Leaders' Confidence in Institutions of Democracy

2021 Survey of MI Local Government Leaders: "Below is a list of institutions in American society. Please indicate how much confidence, if any, you have in each one"

**% with Low or No Confidence**    **% with High or Complete Confidence**

Republican, Democratic, and Independent local officials all have high confidence in their own jurisdictions' elections



60% of local officials from fully rural jurisdictions have confidence in the police, as do 55% from fully urban places



47% of local officials from the biggest communities have confidence in banks and the financial system, compared to 28% from the smallest communities



76% of Democratic local officials have confidence in K-12 schools, compared to 33% of Republican officials



31% of officials from the biggest communities have confidence in the criminal justice system, compared to 17% from the smallest places



Officials from the Upper Peninsula have the highest confidence in local news (24%) while those from the East Central region have the lowest (11%)



Of the three federal branches, local officials have the least confidence in Congress

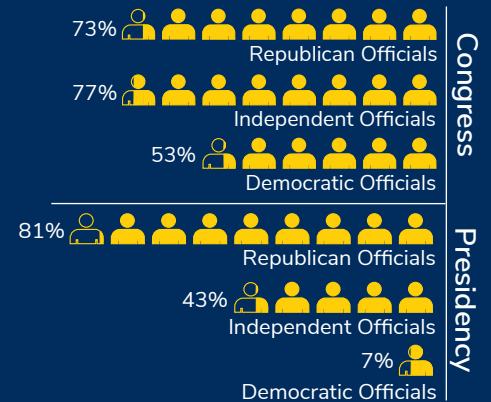


Nobody has confidence in social media platforms

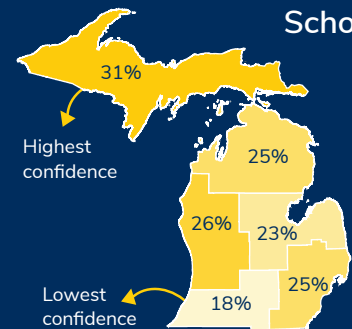
Not shown: percent that say "medium amount of confidence" or "don't know"

### Percent of Local Leaders with Low or No Confidence in the Presidency, and in Congress

Views of Congress are more consistent across parties, compared to wide partisan differences in views of the presidency.



### Regional Differences in High or Complete Confidence in K-12 Schools



### Urban and Rural Differences in High or Complete Confidence in News Sources

