

How We Fund Local Government:

Michigan's Local Leaders See Need for Reform

Presentation by the Center for Local, State, and Urban Policy (CLOSUP)
for the
University of Michigan Wolverine Caucus Forum
February 13, 2013

Presentation Outline

- Introduction to the Michigan Public Policy Survey
- Era of Local Government Retrenchment
- A 2nd Retrenchment Looming?
- What Local Leaders Say Should Be Done

What is the MPPS?

- A census survey – every county, city, township, and village in MI
- Respondents - chief elected and chief appointed officials
- Two surveys per year: spring and fall
- Administered online and via hardcopy
- Content developed in partnership with MML, MTA, MAC, and topic experts

Why Conduct the MPPS?

- Michigan ranks 7th in the number of general purpose local governments (1,856):
 - 83 counties
 - 256 villages
 - 277 cities
 - 1,240 townships.
- These governments:
 - spend about \$26 billion per year
 - employ about 150,000 people
 - hold approximately \$45 billion in debt (and billions more in unfunded retiree obligations).

-U.S. Census of Governments, 2007



What does the MPPS aim to do?

- Improve understanding of local government to help improve policymaking and quality of life
- Inform local leaders about peers across the state: their challenges and responses
- Inform state policymakers and other stakeholders about local level challenges and responses with data not available from any other source.
- Build a longitudinal data archive to allow tracking of fundamental changes (such as the economic transition, aging population, etc.)
- Foster academic research and teaching on local government issues.

MPPS is not a typical opinion poll

- Census approach
- 72% response rates – extraordinary efforts to maximize
- Transparency
 - Questionnaires on line
 - Pre-run data tables on line
 - Sharing data with other researchers
- Expert advisors on questionnaire content
- Borrow from other proven sources such as NLC and ICMA
- Double blind coding of open-end responses
- Technical memos for quality control analysis

MPPS Spring 2012 Questionnaire

Center for Local, State, and Urban Policy
UNIVERSITY OF MICHIGAN

MICHIGAN PUBLIC POLICY SURVEY (MPPS)
LOCAL GOVERNMENT
FISCAL TRACKING SURVEY
SPRING 2012

For more information, please contact: clsup-mpps@umich.edu / (734) 647-4091

To start, please confirm ...

Q1. What type of jurisdiction do you represent?

☐ county
☐ township
☐ city
☐ village

What is the jurisdiction's name? _____

(If not a county) In what county is it located? _____

What position do you hold? _____

Q2. Thinking about business conditions in your community, do you think that during the next twelve months your community will have good times financially, or bad times financially?

☐ Good Times ☐ Bad Times ☐ Neither ☐ Don't Know

Q3. Thinking about the financial needs of your jurisdiction, would you say that your unit of government is less able or better able to meet its financial needs in ...

... this fiscal year compared to the last fiscal year? ☐ Significantly Less Able ☐ Somewhat Less Able ☐ Neither ☐ Somewhat Better Able ☐ Significantly Better Able ☐ Don't Know

... the next fiscal year compared to this fiscal year? ☐ Significantly Less Able ☐ Somewhat Less Able ☐ Neither ☐ Somewhat Better Able ☐ Significantly Better Able ☐ Don't Know

Q4. Comparing your jurisdiction's current fiscal year to its previous fiscal year, please consider the ways the following items have changed. Indicate whether—in your opinion—there has been a decrease, an increase, or no change from the previous fiscal year.

	Greatly Decreased	Somewhat Decreased	No Change	Somewhat Increased	Greatly Increased	Not Applicable	Don't Know
Revenue from property taxes	<input type="checkbox"/>	<input type="checkbox"/>	<input type="checkbox"/>	<input type="checkbox"/>	<input type="checkbox"/>	<input type="checkbox"/>	<input type="checkbox"/>
Revenue from fees for services, licenses, transfers, etc.	<input type="checkbox"/>	<input type="checkbox"/>	<input type="checkbox"/>	<input type="checkbox"/>	<input type="checkbox"/>	<input type="checkbox"/>	<input type="checkbox"/>
Amount of debt	<input type="checkbox"/>	<input type="checkbox"/>	<input type="checkbox"/>	<input type="checkbox"/>	<input type="checkbox"/>	<input type="checkbox"/>	<input type="checkbox"/>
Ability of your jurisdiction to repay its debt	<input type="checkbox"/>	<input type="checkbox"/>	<input type="checkbox"/>	<input type="checkbox"/>	<input type="checkbox"/>	<input type="checkbox"/>	<input type="checkbox"/>
Amount of federal aid to your jurisdiction	<input type="checkbox"/>	<input type="checkbox"/>	<input type="checkbox"/>	<input type="checkbox"/>	<input type="checkbox"/>	<input type="checkbox"/>	<input type="checkbox"/>
Amount of state aid to your jurisdiction	<input type="checkbox"/>	<input type="checkbox"/>	<input type="checkbox"/>	<input type="checkbox"/>	<input type="checkbox"/>	<input type="checkbox"/>	<input type="checkbox"/>
Tax delinquencies	<input type="checkbox"/>	<input type="checkbox"/>	<input type="checkbox"/>	<input type="checkbox"/>	<input type="checkbox"/>	<input type="checkbox"/>	<input type="checkbox"/>
Population of your jurisdiction	<input type="checkbox"/>	<input type="checkbox"/>	<input type="checkbox"/>	<input type="checkbox"/>	<input type="checkbox"/>	<input type="checkbox"/>	<input type="checkbox"/>
Home foreclosures in your jurisdiction	<input type="checkbox"/>	<input type="checkbox"/>	<input type="checkbox"/>	<input type="checkbox"/>	<input type="checkbox"/>	<input type="checkbox"/>	<input type="checkbox"/>
Public safety needs	<input type="checkbox"/>	<input type="checkbox"/>	<input type="checkbox"/>	<input type="checkbox"/>	<input type="checkbox"/>	<input type="checkbox"/>	<input type="checkbox"/>
Infrastructure needs	<input type="checkbox"/>	<input type="checkbox"/>	<input type="checkbox"/>	<input type="checkbox"/>	<input type="checkbox"/>	<input type="checkbox"/>	<input type="checkbox"/>
Human service needs	<input type="checkbox"/>	<input type="checkbox"/>	<input type="checkbox"/>	<input type="checkbox"/>	<input type="checkbox"/>	<input type="checkbox"/>	<input type="checkbox"/>
Number of employees that work for your jurisdiction	<input type="checkbox"/>	<input type="checkbox"/>	<input type="checkbox"/>	<input type="checkbox"/>	<input type="checkbox"/>	<input type="checkbox"/>	<input type="checkbox"/>
Pay rates for your jurisdiction's employee wages & salaries	<input type="checkbox"/>	<input type="checkbox"/>	<input type="checkbox"/>	<input type="checkbox"/>	<input type="checkbox"/>	<input type="checkbox"/>	<input type="checkbox"/>
Cost of your government's employee pensions	<input type="checkbox"/>	<input type="checkbox"/>	<input type="checkbox"/>	<input type="checkbox"/>	<input type="checkbox"/>	<input type="checkbox"/>	<input type="checkbox"/>
Cost of your government's current employee health benefits	<input type="checkbox"/>	<input type="checkbox"/>	<input type="checkbox"/>	<input type="checkbox"/>	<input type="checkbox"/>	<input type="checkbox"/>	<input type="checkbox"/>
Cost of your government's retired employee health benefits	<input type="checkbox"/>	<input type="checkbox"/>	<input type="checkbox"/>	<input type="checkbox"/>	<input type="checkbox"/>	<input type="checkbox"/>	<input type="checkbox"/>

Q5. Now, thinking about the next fiscal year, please indicate which actions your jurisdiction has taken or is likely to take.

	Greatly Decrease	Somewhat Decrease	No Change	Somewhat Increase	Greatly Increase	Not Applicable	Don't Know
Property tax rates	<input type="checkbox"/>	<input type="checkbox"/>	<input type="checkbox"/>	<input type="checkbox"/>	<input type="checkbox"/>	<input type="checkbox"/>	<input type="checkbox"/>
Charges for fees, licenses, etc.	<input type="checkbox"/>	<input type="checkbox"/>	<input type="checkbox"/>	<input type="checkbox"/>	<input type="checkbox"/>	<input type="checkbox"/>	<input type="checkbox"/>
Reliance on general fund balance	<input type="checkbox"/>	<input type="checkbox"/>	<input type="checkbox"/>	<input type="checkbox"/>	<input type="checkbox"/>	<input type="checkbox"/>	<input type="checkbox"/>
Reliance on "rainy day" funds	<input type="checkbox"/>	<input type="checkbox"/>	<input type="checkbox"/>	<input type="checkbox"/>	<input type="checkbox"/>	<input type="checkbox"/>	<input type="checkbox"/>
Amount of services provided	<input type="checkbox"/>	<input type="checkbox"/>	<input type="checkbox"/>	<input type="checkbox"/>	<input type="checkbox"/>	<input type="checkbox"/>	<input type="checkbox"/>
Actual public safety spending	<input type="checkbox"/>	<input type="checkbox"/>	<input type="checkbox"/>	<input type="checkbox"/>	<input type="checkbox"/>	<input type="checkbox"/>	<input type="checkbox"/>
Actual infrastructure spending	<input type="checkbox"/>	<input type="checkbox"/>	<input type="checkbox"/>	<input type="checkbox"/>	<input type="checkbox"/>	<input type="checkbox"/>	<input type="checkbox"/>
Actual human services spending	<input type="checkbox"/>	<input type="checkbox"/>	<input type="checkbox"/>	<input type="checkbox"/>	<input type="checkbox"/>	<input type="checkbox"/>	<input type="checkbox"/>
Funding for economic development programs	<input type="checkbox"/>	<input type="checkbox"/>	<input type="checkbox"/>	<input type="checkbox"/>	<input type="checkbox"/>	<input type="checkbox"/>	<input type="checkbox"/>
Amount of debt	<input type="checkbox"/>	<input type="checkbox"/>	<input type="checkbox"/>	<input type="checkbox"/>	<input type="checkbox"/>	<input type="checkbox"/>	<input type="checkbox"/>
Sale of public assets (i.e., parks, buildings, etc.)	<input type="checkbox"/>	<input type="checkbox"/>	<input type="checkbox"/>	<input type="checkbox"/>	<input type="checkbox"/>	<input type="checkbox"/>	<input type="checkbox"/>
Privatizing or contracting out of services	<input type="checkbox"/>	<input type="checkbox"/>	<input type="checkbox"/>	<input type="checkbox"/>	<input type="checkbox"/>	<input type="checkbox"/>	<input type="checkbox"/>
Number and/or scope of interlocal agreements or other cost-sharing plans with other governments	<input type="checkbox"/>	<input type="checkbox"/>	<input type="checkbox"/>	<input type="checkbox"/>	<input type="checkbox"/>	<input type="checkbox"/>	<input type="checkbox"/>
Your jurisdiction's workforce hiring	<input type="checkbox"/>	<input type="checkbox"/>	<input type="checkbox"/>	<input type="checkbox"/>	<input type="checkbox"/>	<input type="checkbox"/>	<input type="checkbox"/>
Your jurisdiction's workforce layoffs	<input type="checkbox"/>	<input type="checkbox"/>	<input type="checkbox"/>	<input type="checkbox"/>	<input type="checkbox"/>	<input type="checkbox"/>	<input type="checkbox"/>
Your jurisdiction not filling vacant positions	<input type="checkbox"/>	<input type="checkbox"/>	<input type="checkbox"/>	<input type="checkbox"/>	<input type="checkbox"/>	<input type="checkbox"/>	<input type="checkbox"/>
Employee pay rates	<input type="checkbox"/>	<input type="checkbox"/>	<input type="checkbox"/>	<input type="checkbox"/>	<input type="checkbox"/>	<input type="checkbox"/>	<input type="checkbox"/>
Employees' share of premiums, deductibles and/or co-pays on health insurance	<input type="checkbox"/>	<input type="checkbox"/>	<input type="checkbox"/>	<input type="checkbox"/>	<input type="checkbox"/>	<input type="checkbox"/>	<input type="checkbox"/>
Employees' share of contributions to retirement funds	<input type="checkbox"/>	<input type="checkbox"/>	<input type="checkbox"/>	<input type="checkbox"/>	<input type="checkbox"/>	<input type="checkbox"/>	<input type="checkbox"/>
Retirees' share of premiums, deductibles and/or co-pays on health insurance	<input type="checkbox"/>	<input type="checkbox"/>	<input type="checkbox"/>	<input type="checkbox"/>	<input type="checkbox"/>	<input type="checkbox"/>	<input type="checkbox"/>

Now we have a few questions about your jurisdiction's budgeting processes.

Q26. Does your jurisdiction use multi-year financial projections when developing its budget?

☐ Yes ☐ No ☐ Don't Know

Q27. Some local jurisdictions are moving to formal multi-year budgeting, rather than the traditional single-year budgeting. Others are not. Does your jurisdiction adopt single-year budgets or multi-year budgets?

☐ Single-year ☐ Two-year ☐ Three-year ☐ Other (please specify) _____ ☐ Don't Know

Q28. (If you selected "single-year" in Q27) How likely is it that your jurisdiction will adopt formal multi-year budgeting in the next 12 months?

☐ Very Likely ☐ Somewhat Likely ☐ Neither Likely Nor Unlikely ☐ Somewhat Unlikely ☐ Very Unlikely ☐ Don't Know

Q29. Different local jurisdictions manage their unreserved general fund balances in different ways depending on their specific circumstances. Despite these differences, we're interested in tracking overall changes in these balances over time. Approximately what was your jurisdiction's unreserved general fund balance as a percentage of general fund expenditures at the end of its last fiscal year?

☐ 0% or less ☐ 1-5% ☐ 6-10% ☐ 11-15% ☐ 16-20% ☐ 21-25% ☐ 26-30% ☐ over 30% ☐ Don't Know

Q30. Thinking about your jurisdiction's fiscal needs, overall, do you consider your jurisdiction's unreserved general fund balance to be too high, about right, or too low?

☐ Too High ☐ About Right ☐ Too Low ☐ Don't Know

Q31. In your opinion, is your jurisdiction's cash flow and its ability to pay bills in a timely manner a significant fiscal problem, somewhat of a problem, not much of a problem, or not a problem at all?

☐ A significant problem ☐ Somewhat of a problem ☐ Not much of a problem ☐ Not a problem at all ☐ Don't Know

Q32. Some jurisdictions have cut services recently, while others have not. We want to get an overall sense of the level of satisfaction with the package of services your jurisdiction offers today. In your view, how satisfied would you say the following people or groups are with your jurisdiction's current package of services provided?

	Very Satisfied	Somewhat Satisfied	Neither Satisfied Nor Dissatisfied	Somewhat Dissatisfied	Very Dissatisfied	Don't Know
The majority of your jurisdiction's citizens are ...	<input type="checkbox"/>	<input type="checkbox"/>	<input type="checkbox"/>	<input type="checkbox"/>	<input type="checkbox"/>	<input type="checkbox"/>
The majority of your jurisdiction's council/board are ...	<input type="checkbox"/>	<input type="checkbox"/>	<input type="checkbox"/>	<input type="checkbox"/>	<input type="checkbox"/>	<input type="checkbox"/>
The majority of business leaders in your community are ...	<input type="checkbox"/>	<input type="checkbox"/>	<input type="checkbox"/>	<input type="checkbox"/>	<input type="checkbox"/>	<input type="checkbox"/>
You personally are ...	<input type="checkbox"/>	<input type="checkbox"/>	<input type="checkbox"/>	<input type="checkbox"/>	<input type="checkbox"/>	<input type="checkbox"/>

Q33. We are interested in views about the trade-off between services and taxes. Thinking about particular services your jurisdiction may currently offer, if your jurisdiction's citizens were facing significant service cuts, in your opinion, what would they choose? Would the majority of citizens be more likely to choose higher taxes to avoid those service cuts or would they choose cuts to public services to avoid higher taxes? Please respond for each of the following services. (If your jurisdiction does not provide a particular service below, please select "Not Applicable" for that service)

	Citizens would choose higher taxes to avoid service cuts	Citizens would choose service cuts to avoid higher taxes	Not Applicable	Don't Know
Police services	<input type="checkbox"/>	<input type="checkbox"/>	<input type="checkbox"/>	<input type="checkbox"/>
Fire services	<input type="checkbox"/>	<input type="checkbox"/>	<input type="checkbox"/>	<input type="checkbox"/>
Parks / recreation / libraries	<input type="checkbox"/>	<input type="checkbox"/>	<input type="checkbox"/>	<input type="checkbox"/>
Roads	<input type="checkbox"/>	<input type="checkbox"/>	<input type="checkbox"/>	<input type="checkbox"/>
Public transportation / transit	<input type="checkbox"/>	<input type="checkbox"/>	<input type="checkbox"/>	<input type="checkbox"/>
Economic development	<input type="checkbox"/>	<input type="checkbox"/>	<input type="checkbox"/>	<input type="checkbox"/>
Utilities (water / sewer / lighting, etc.)	<input type="checkbox"/>	<input type="checkbox"/>	<input type="checkbox"/>	<input type="checkbox"/>
General operations	<input type="checkbox"/>	<input type="checkbox"/>	<input type="checkbox"/>	<input type="checkbox"/>

Now we have some questions about the system of funding local government in Michigan.

Q34. Michigan's local jurisdictions currently have constraints on certain kinds of revenue growth (for example, the Headlee Amendment and Proposal A). Thinking about the revenue caps facing your jurisdiction, if the economy improves over the coming years, do you agree or disagree that the current system of funding local government will provide adequate funding to ...

	Strongly Agree	Somewhat Agree	Neither Agree Nor Disagree	Somewhat Disagree	Strongly Disagree	Don't Know
... maintain the current package of services your jurisdiction provides?	<input type="checkbox"/>	<input type="checkbox"/>	<input type="checkbox"/>	<input type="checkbox"/>	<input type="checkbox"/>	<input type="checkbox"/>
... improve or add more services, if they are necessary or desired?	<input type="checkbox"/>	<input type="checkbox"/>	<input type="checkbox"/>	<input type="checkbox"/>	<input type="checkbox"/>	<input type="checkbox"/>

Q35. Some people think the current system for funding local government in Michigan needs significant reform, while others disagree. What about you? Would you say you agree or disagree that the system for funding local governments in Michigan needs significant reform?

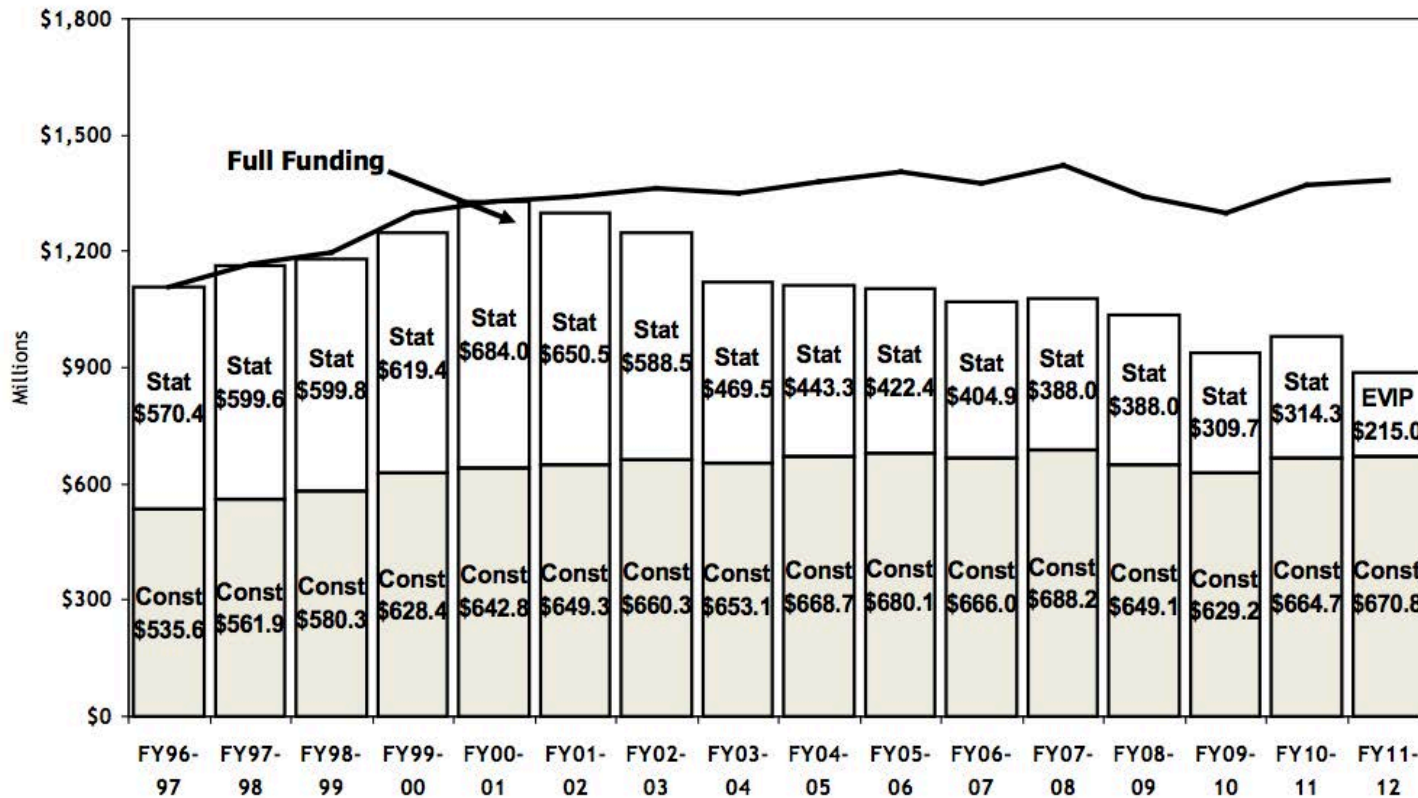
	Strongly Agree	Somewhat Agree	Neither Agree Nor Disagree	Somewhat Disagree	Strongly Disagree	Don't Know
	<input type="checkbox"/>	<input type="checkbox"/>	<input type="checkbox"/>	<input type="checkbox"/>	<input type="checkbox"/>	<input type="checkbox"/>

Presentation Outline

- Introduction to the Michigan Public Policy Survey
- Era of Local Government Retrenchment
- A 2nd Retrenchment Looming?
- What Local Leaders Say Should Be Done

A Decade of Severe Fiscal Stress

- Revenue sharing cuts, property tax declines, rising costs -



9/22/2011

House Fiscal Agency

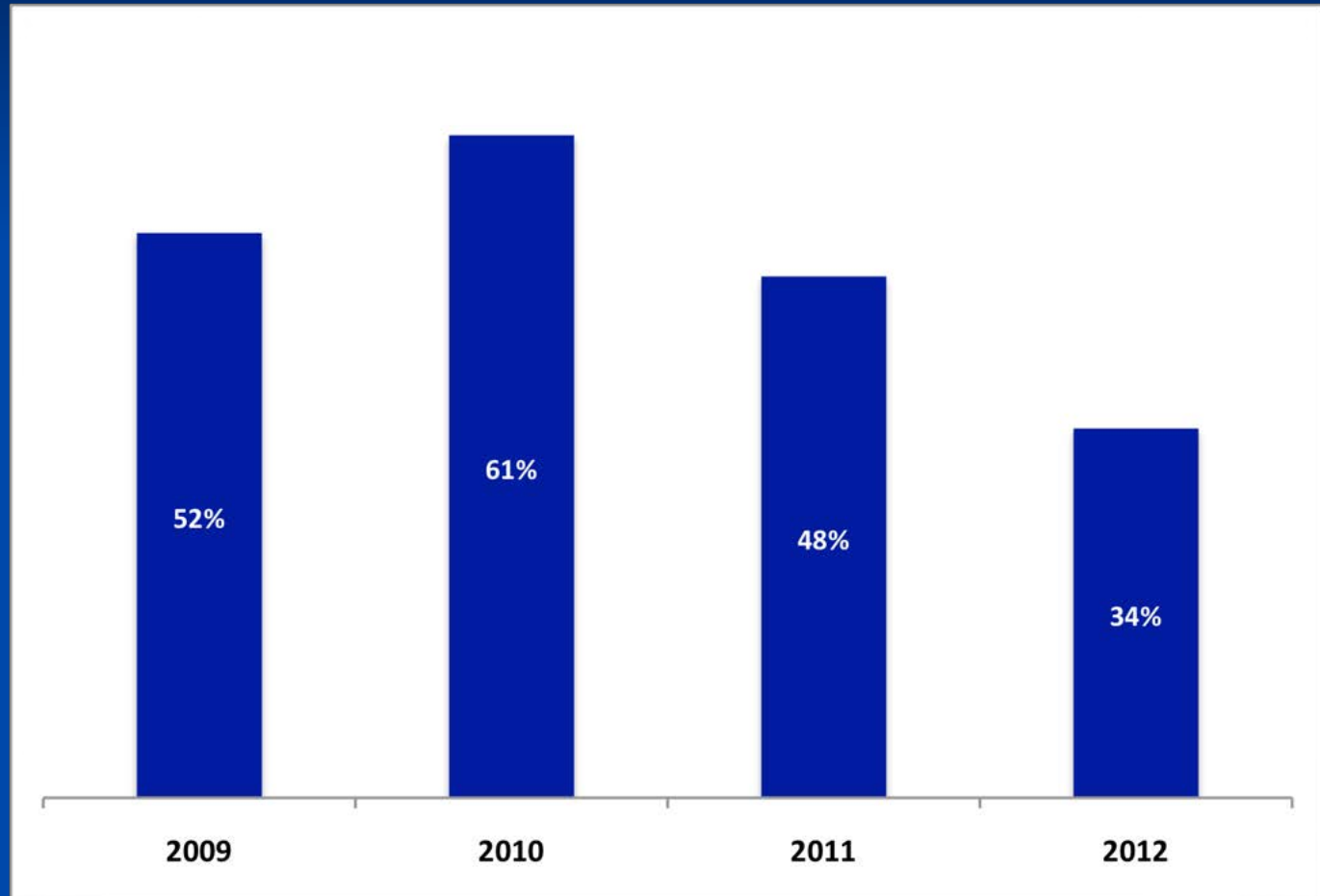
Local Government Reactions to Fiscal Crisis

Percentage of jurisdictions reporting various budgetary and operational changes

	2009	2010	2011	2012
% <u>planning</u> to increase reliance on <u>general fund balance</u> (% <u>with</u> >30,000 residents)	44% (64%)	49% (63%)	36% (38%)	34% (38%)
% <u>decreasing</u> <u>staff</u> numbers overall (% <u>with</u> >30,000 residents)	<i>not asked</i>	27% (85%)	23% (75%)	19% (60%)
% <u>planning</u> to decrease amount of <u>services</u> provided (% <u>with</u> >30,000 residents)	24% (48%)	29% (63%)	21% (50%)	15% (34%)
% <u>planning</u> to increase <u>intergovernmental cooperation</u> (% <u>with</u> >30,000 residents)	32% (61%)	38% (79%)	40% (85%)	40% (76%)
% <u>planning</u> to increase <u>employees'</u> share of premiums, deductibles and/or co-pays on <u>health insurance</u> (% <u>with</u> >30,000 residents)	<i>not asked</i>	33% (71%)	30% (86%)	30% (81%)

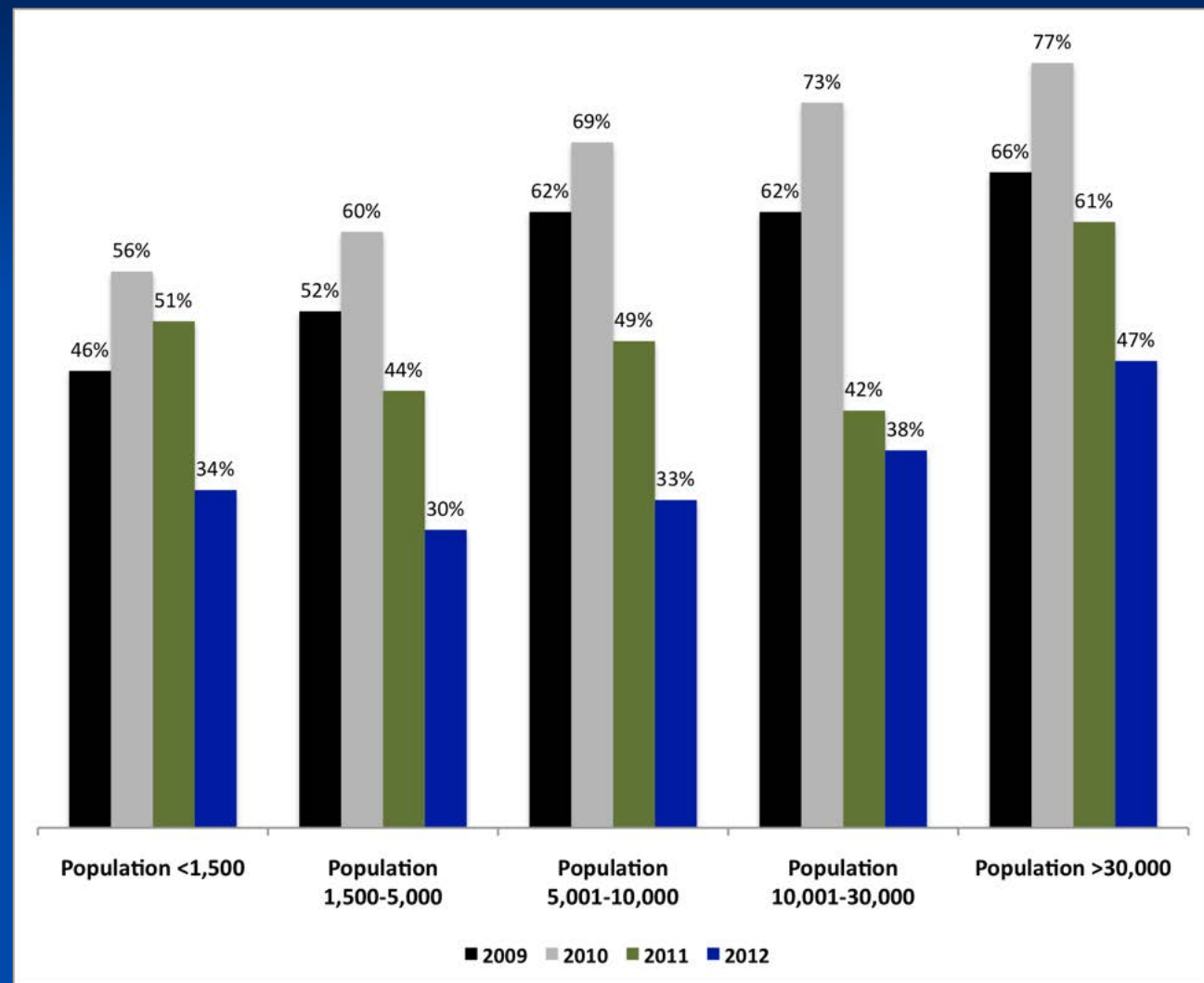
Pressures on local fiscal health showed continued easing in 2012

% of jurisdictions less able to meet their financial needs this year



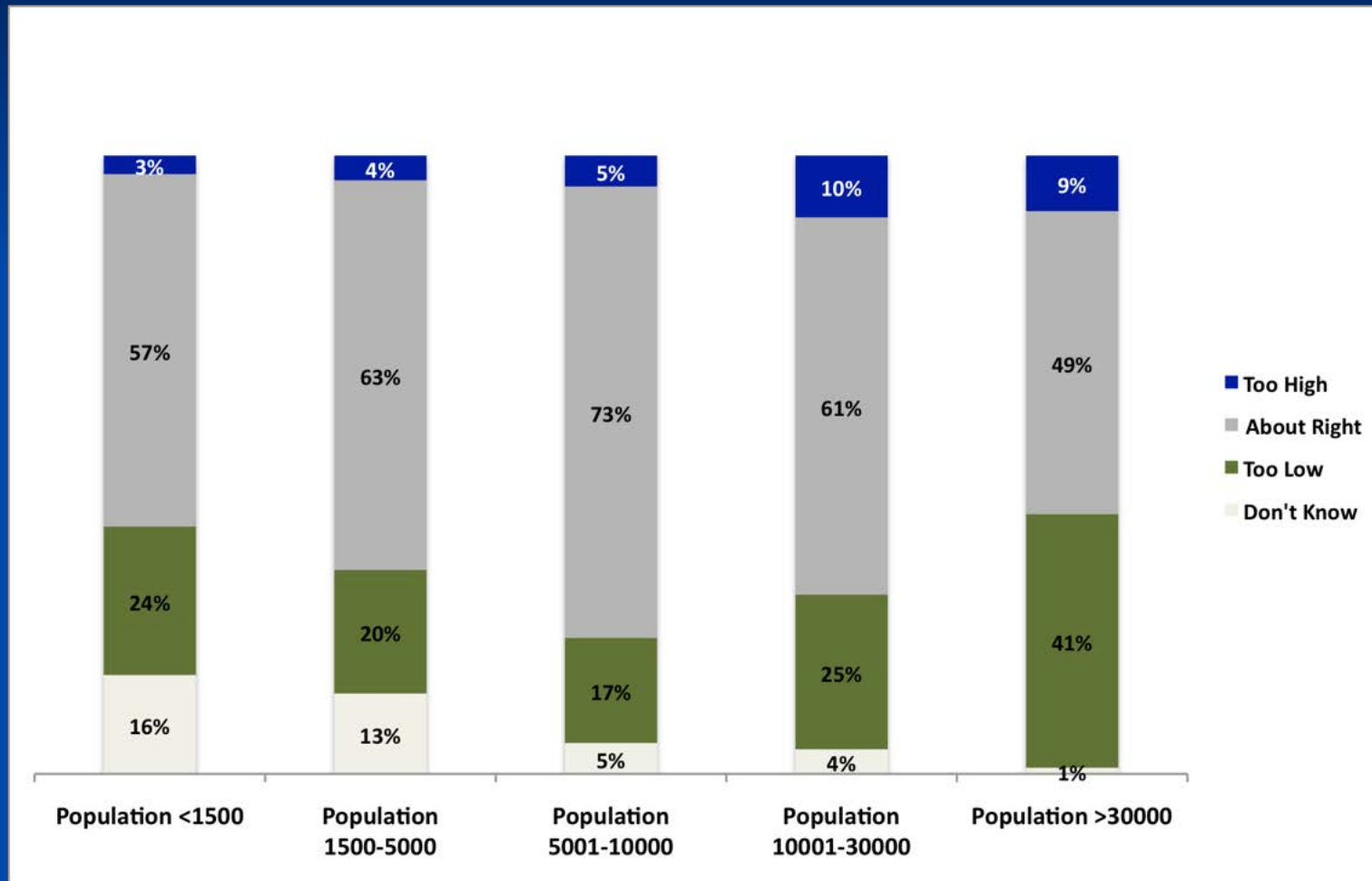
Easing felt in Michigan jurisdictions of all sizes

% of jurisdictions less able to meet their financial needs this year



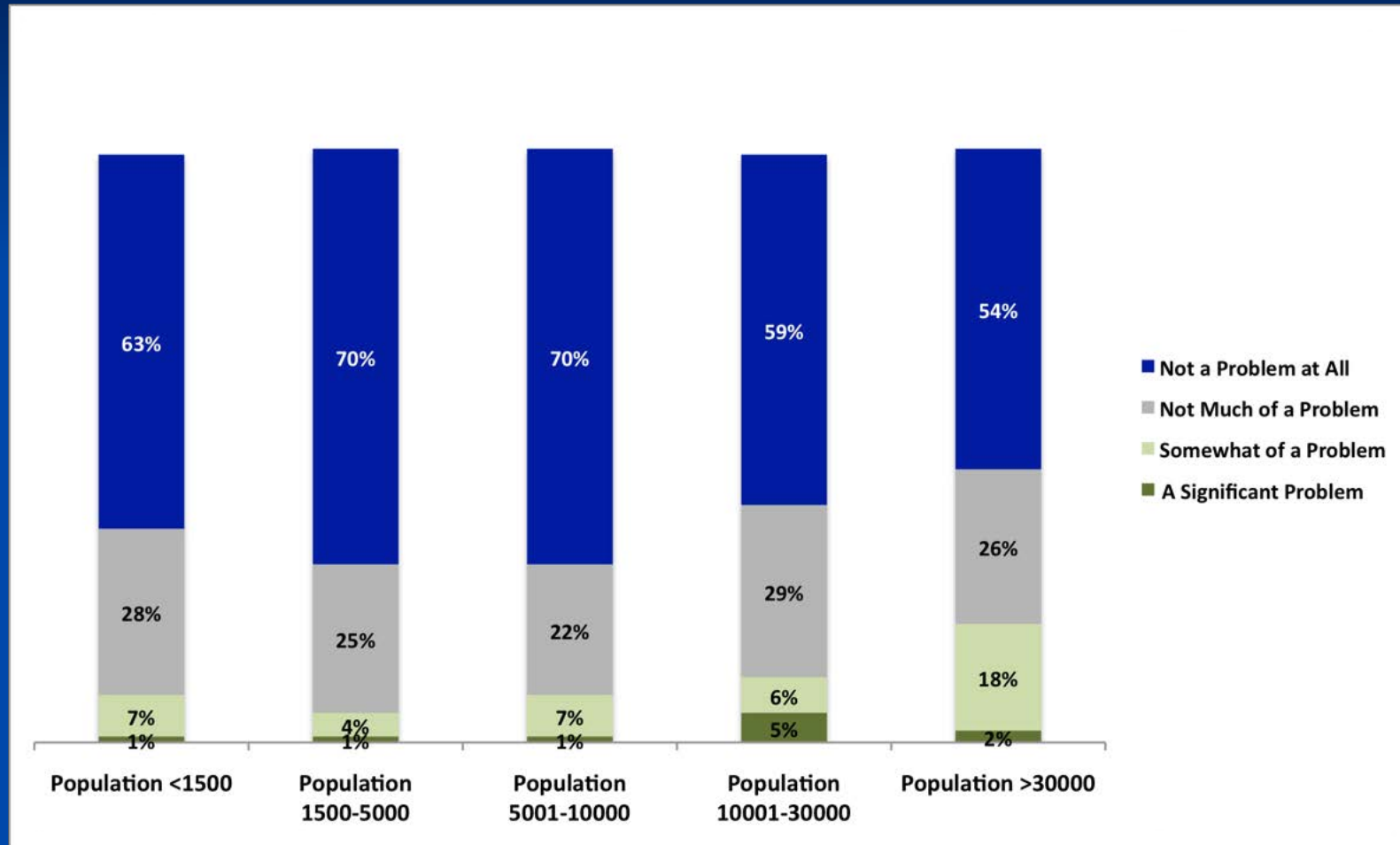
Local leaders mostly positive on 2 key indicators: -

- General Fund Balances -

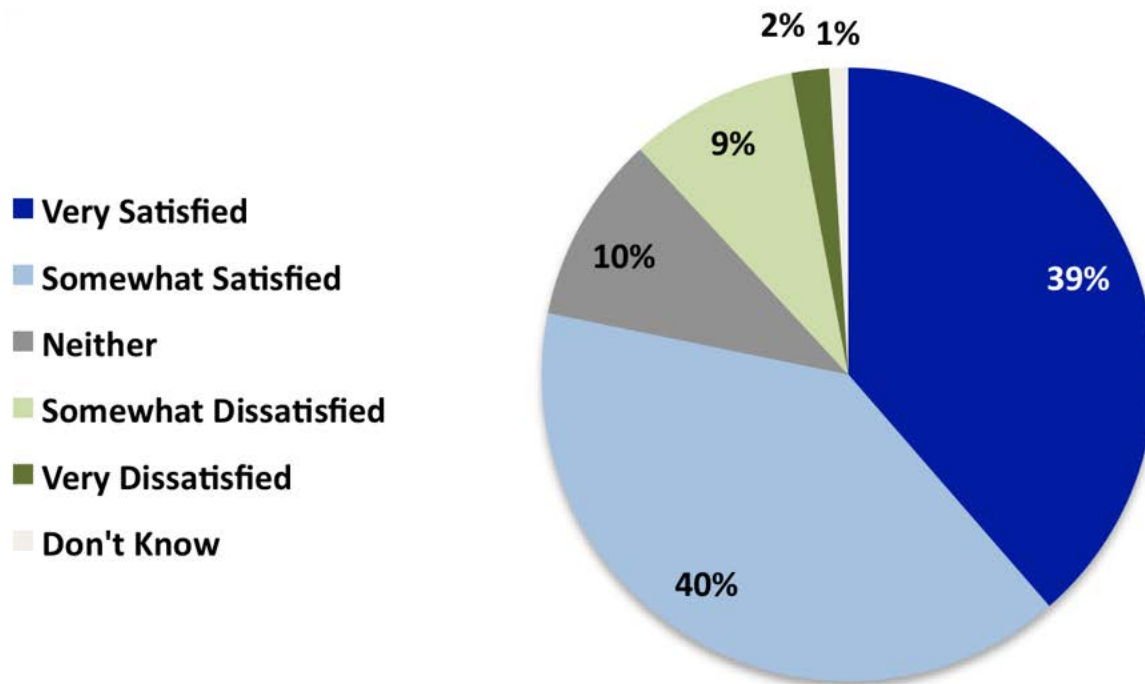


Local leaders mostly positive on 2 key indicators: -

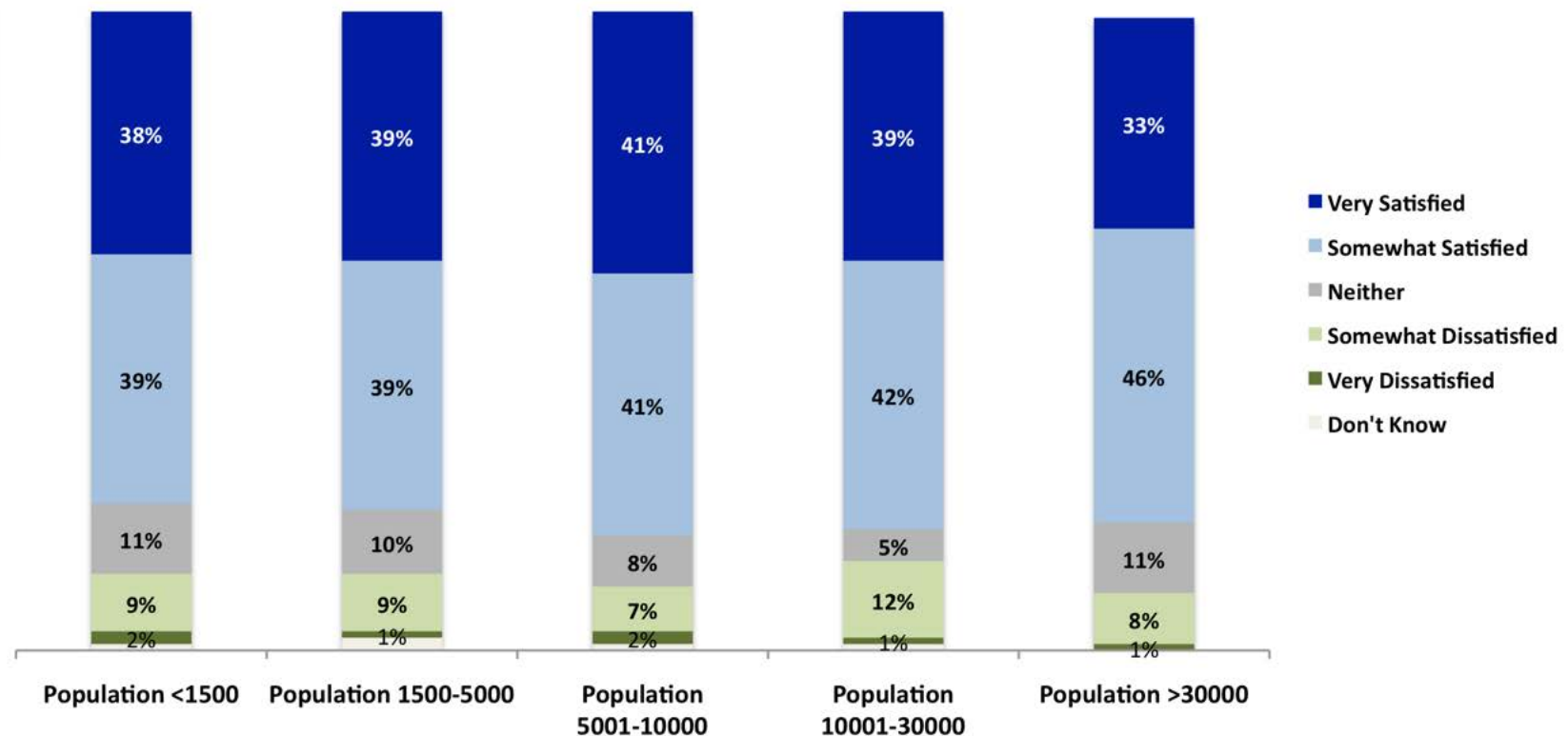
- Cash Flow -



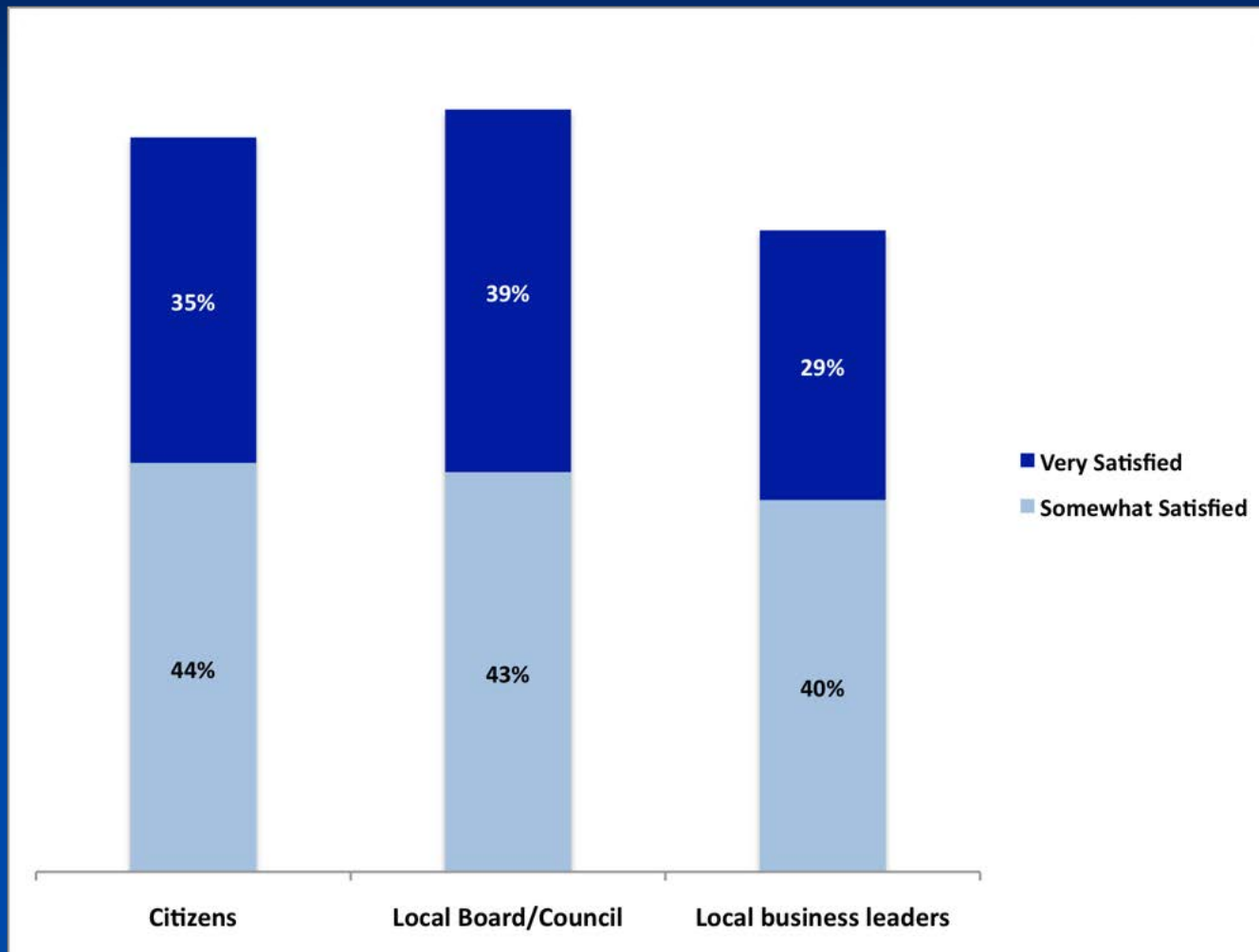
Widespread satisfaction with jurisdiction's current package of services



Widespread satisfaction with jurisdiction's current package of services



Officials believe other stakeholders are also satisfied with current package of services

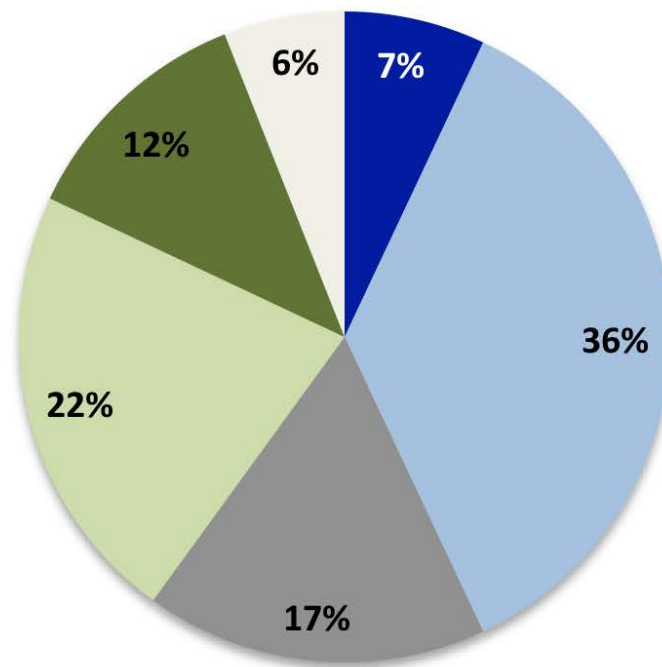


Presentation Outline

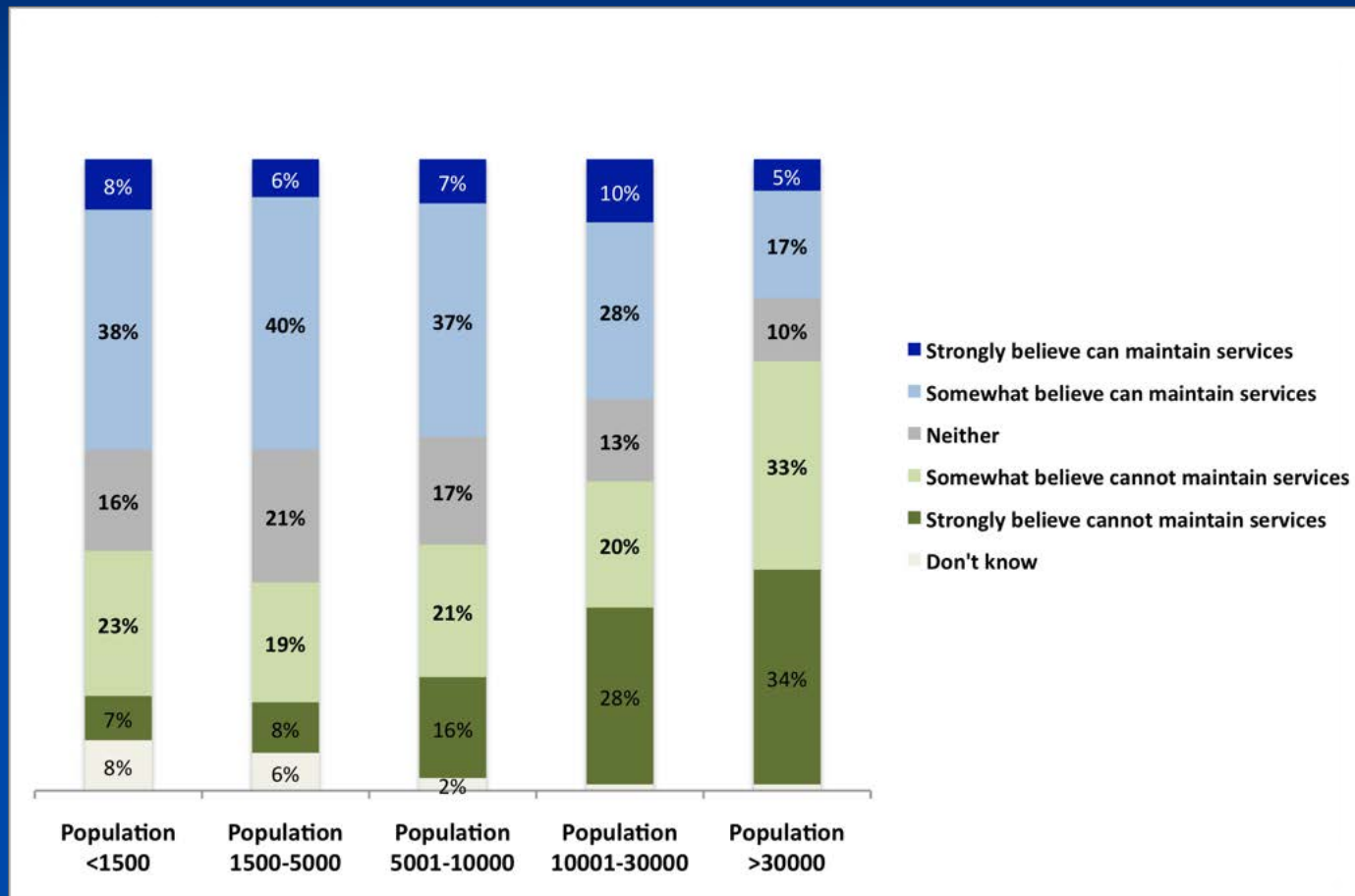
- Introduction to the Michigan Public Policy Survey
- Era of Local Government Retrenchment
- A 2nd Retrenchment Looming?
- What Local Leaders Say Should Be Done

Less than half believe current system of funding local government will be adequate to maintain jurisdiction's services

- Strongly believe can maintain services
- Somewhat believe can maintain services
- Neither
- Somewhat believe cannot maintain services
- Strongly believe cannot maintain services
- Don't Know

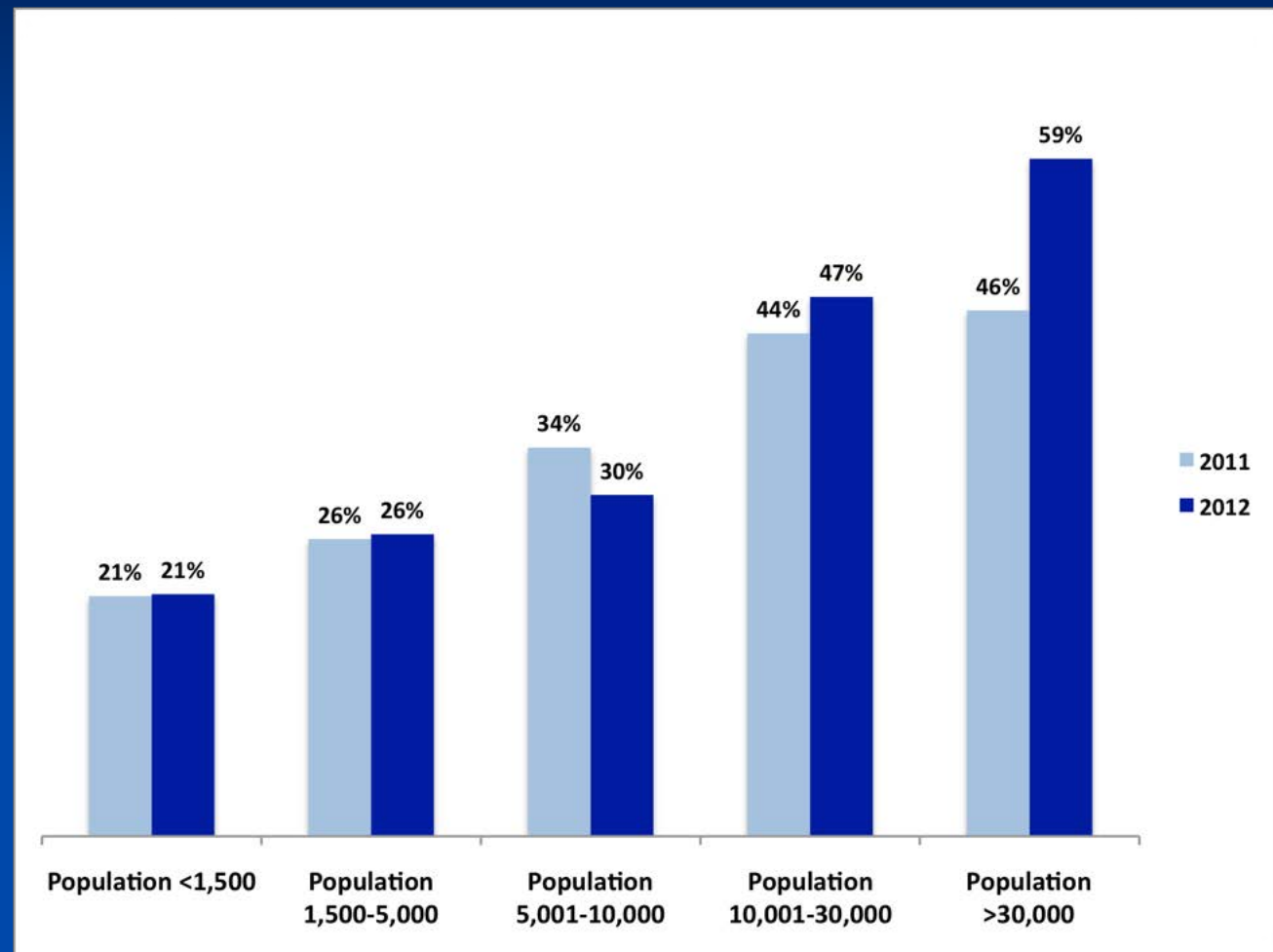


Less than half believe current system of funding local government will be adequate to maintain jurisdiction's services



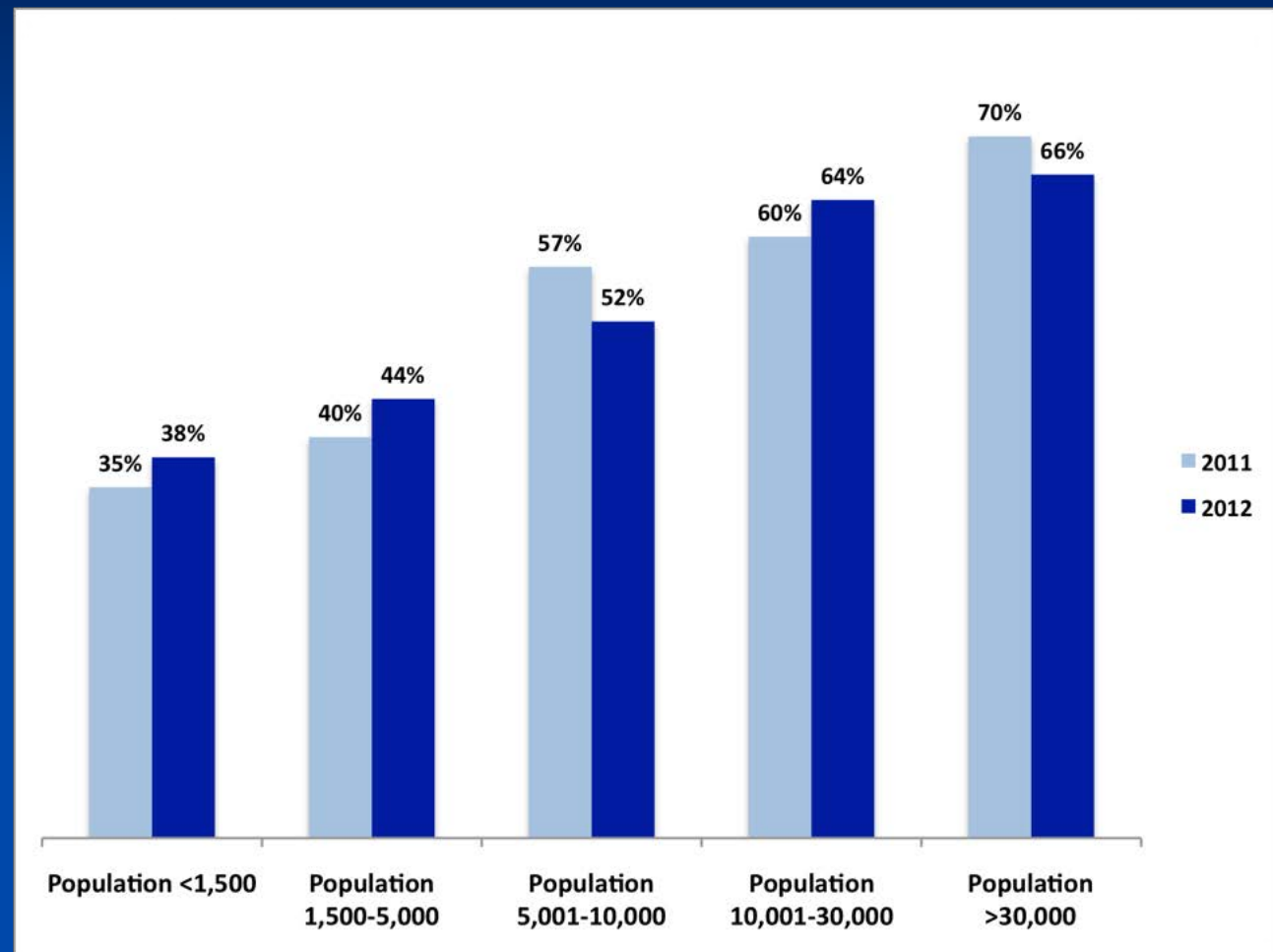
However, service demands continue to increase

% of jurisdictions with increased public safety needs compared to previous year



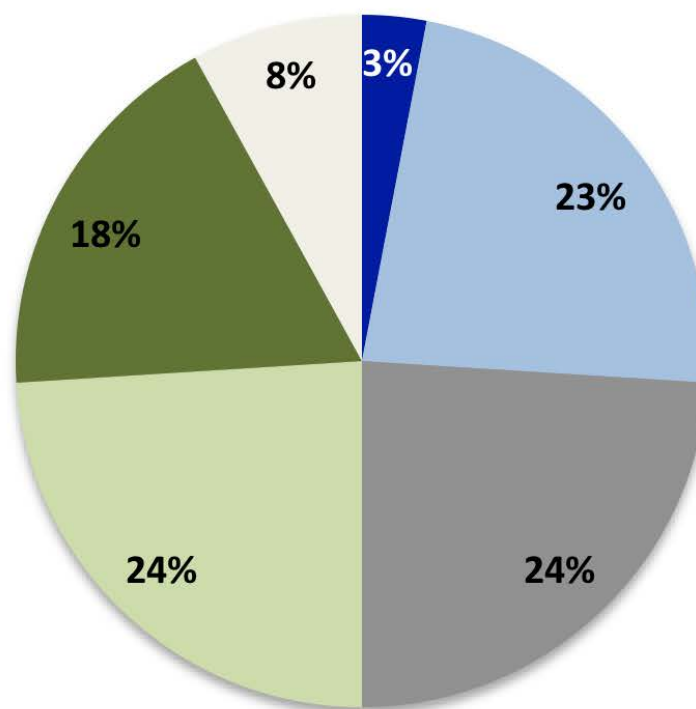
However, service demands continue to increase

% of jurisdictions with increased infrastructure needs compared to previous year

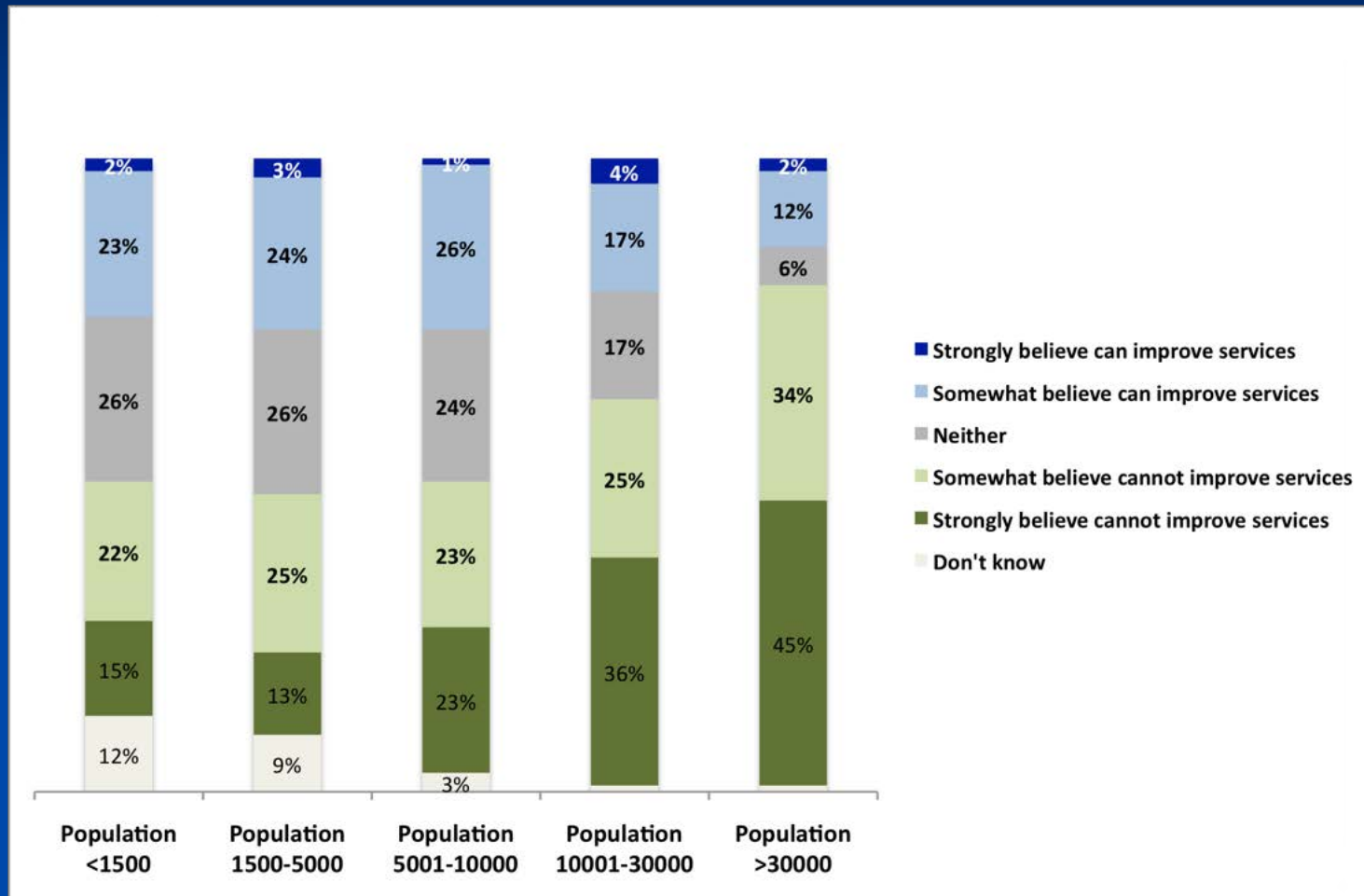


Just a quarter believe funding will be adequate to improve jurisdiction's services

- Strongly believe can improve services
- Somewhat believe can improve services
- Neither
- Somewhat believe cannot improve services
- Strongly believe cannot improve services
- Don't know



Just a quarter believe funding will be adequate to improve jurisdiction's services

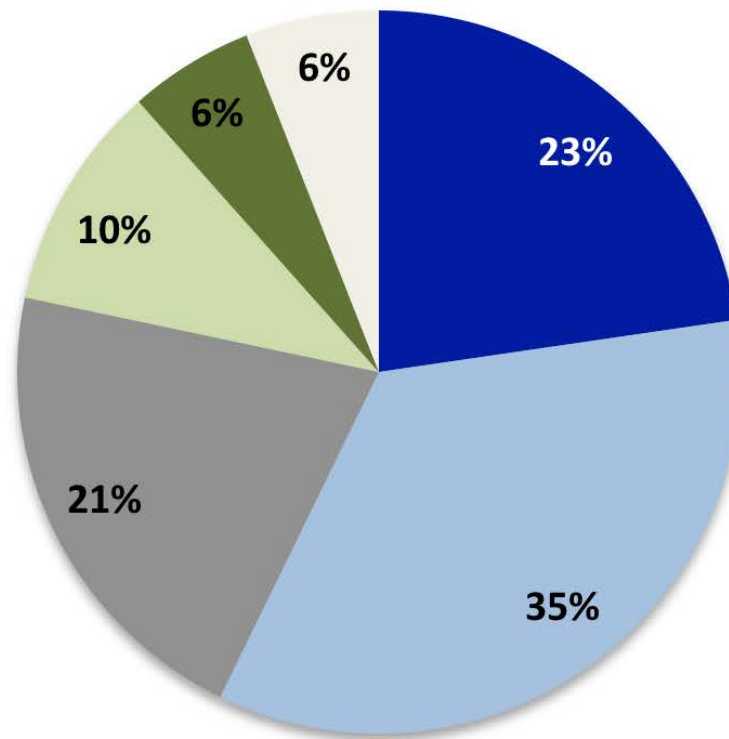


Presentation Outline

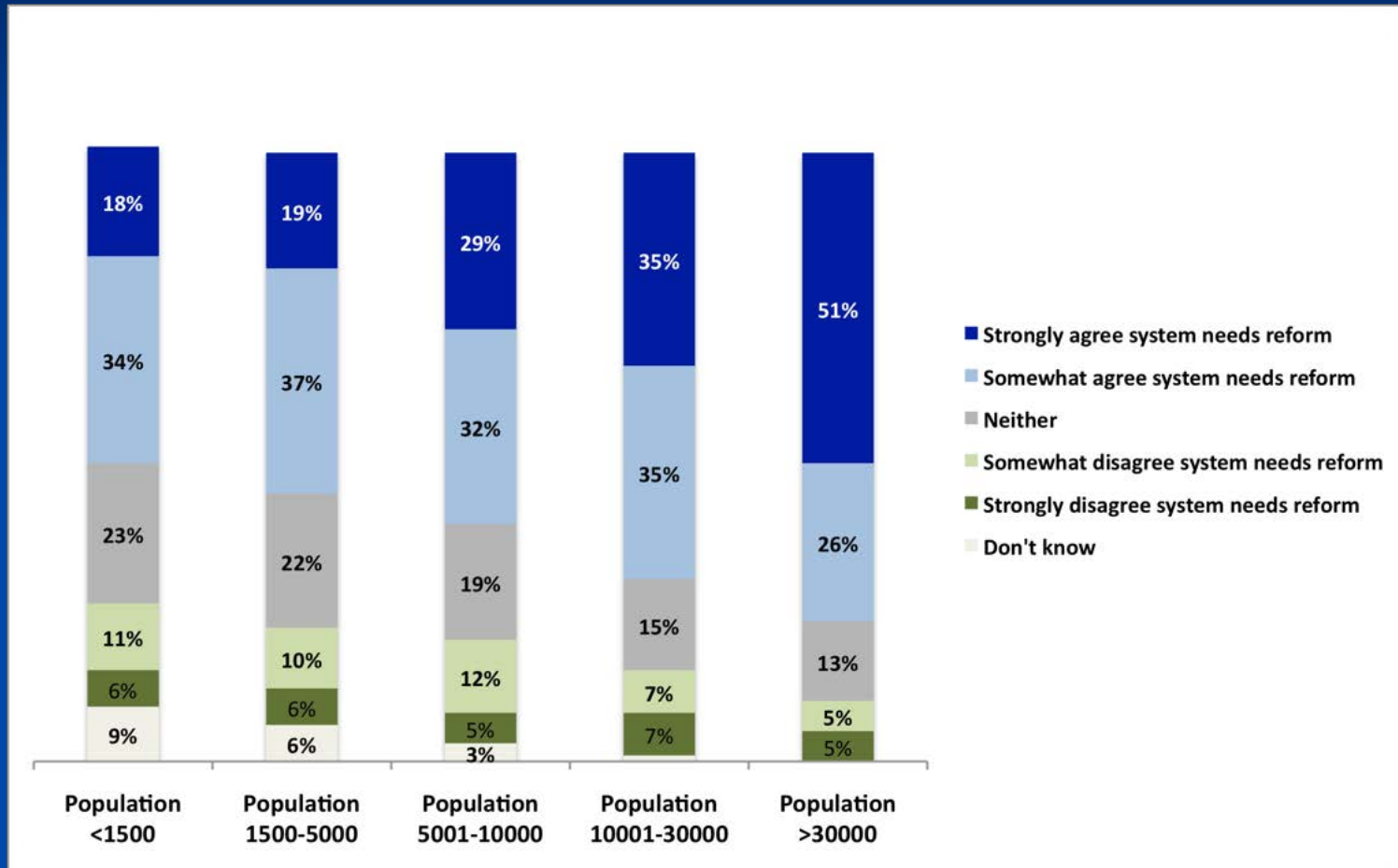
- Introduction to the Michigan Public Policy Survey
- Era of Local Government Retrenchment
- A 2nd Retrenchment Looming?
- What Local Leaders Say Should Be Done

Substantial local support for significant reform to current system of funding local government

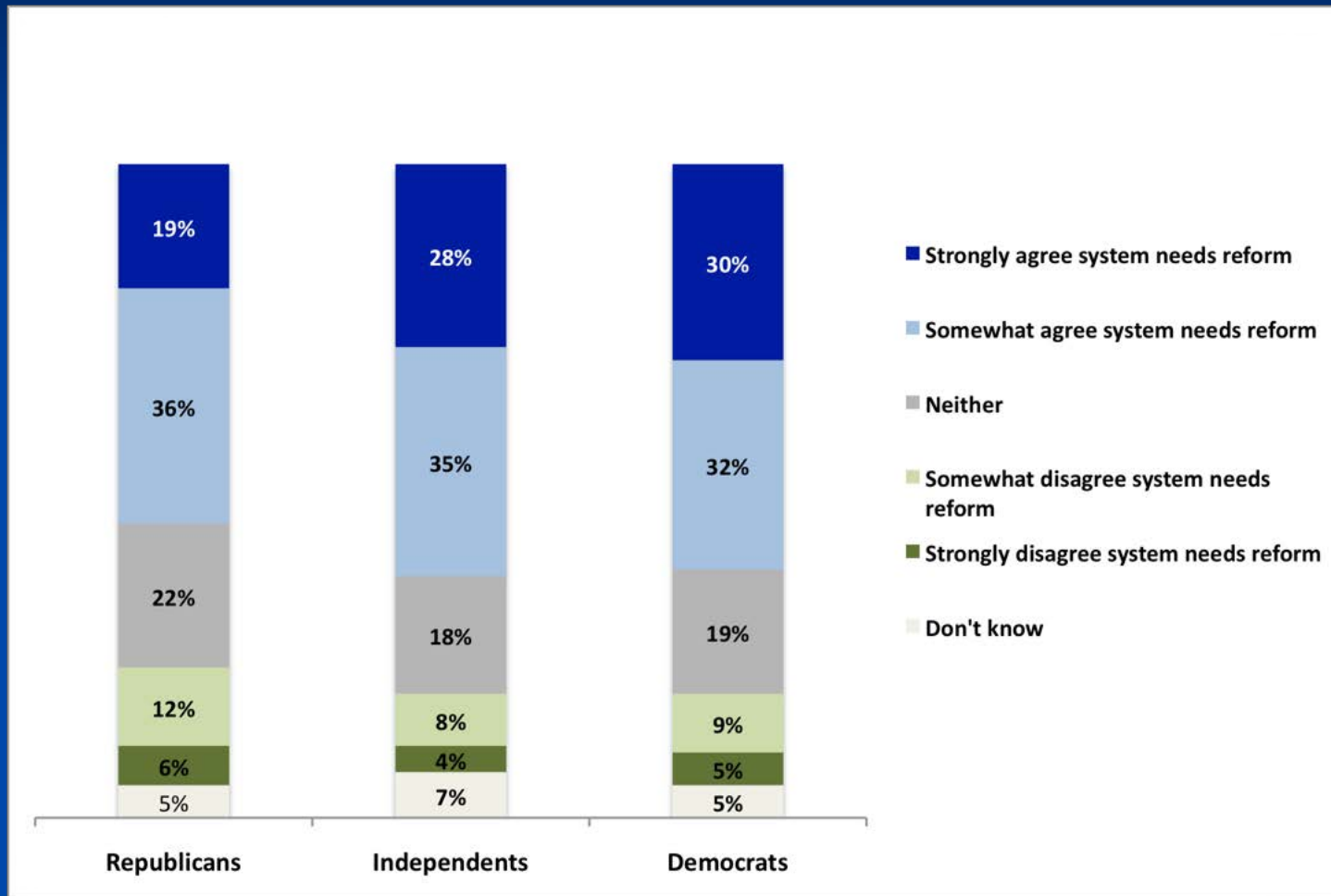
- Strongly agree system needs reform
- Somewhat agree system needs reform
- Neither
- Somewhat disagree system needs reform
- Strongly disagree system needs reform
- Don't Know



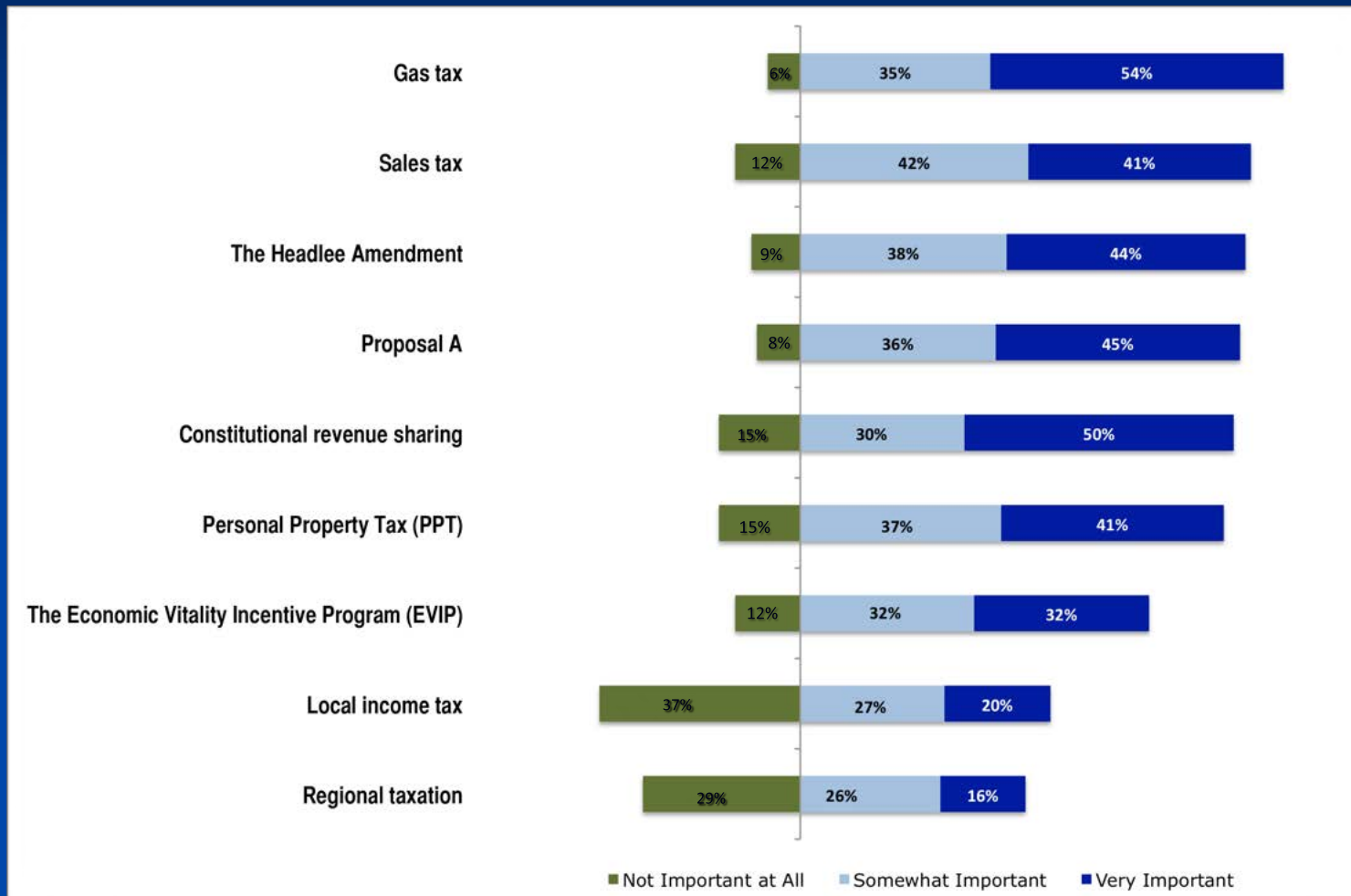
Substantial local support for significant reform to current system of funding local government



Substantial local support for significant reform to current system of funding local government



Substantial local support for significant reform to current system of funding local government



Suggestions from local officials: Property Tax

“... I would revise the Headlee amendment so that millage rates could both be rolled back and rolled up without a vote of the people.”

Suggestions from local officials: Sales Tax

"Giving local municipalities the ability to levy a local sales tax would significantly change our financial landscape and our dependence on property taxes ..."

Suggestions from local officials: Revenue Sharing (including EVIP)

“EVIP needs a complete overhaul. The idea isn't bad but a one-size doesn't fit all. Most of the required initiatives are already being done because they were the right thing to do. Now things are being required like they're new ideas.”

Key Findings from MPPS on System of Funding Local Governments

- Despite years of retrenchment among Michigan's local governments, most local leaders are satisfied with their current package of services today.
- However, fewer than half (43%) believe our current system of funding local government will allow them to maintain their current package of services in the future, and only 26% think the current funding system will allow improvements to current services or provision of new services in their jurisdictions.
- Of the 58% who say reform is needed: 89% cite the gas tax; 83% point to the sales tax; 82% cite the Headlee Amendment; 81% say Proposal A needs reform; and 80% say revenue sharing needs reform.

Future MPPS survey content

- Types of questionnaire items? Other survey topics?
- Targeted analysis by subgroup or region?
- How should MPPS data and reports be distributed to reach the widest audience?

Contact us at: closup-mpps@umich.edu

How We Fund Local Government: Michigan's Local Leaders See Need for Reform

WWW.CLOSUP.UMICH.EDU
closup-mpps@umich.edu